

# Pirimicarb, an aphid selective insecticide, adversely affects demographic parameters of the aphid predator *Hippodamia variegata* (Goeze) (Coleoptera: Coccinellidae)

Shima Rahmani<sup>1\*</sup>, Ali R. Bandani<sup>2</sup>

<sup>1</sup>Department of Entomology, Faculty of Agriculture and Natural Resources, Islamic Azad University, Science and Research Branch, P.O. Box 14515/775, Tehran, Iran

<sup>2</sup>Department of Plant Protection, University College of Agriculture and Natural Resources, University of Tehran, Karaj, Iran

Received: March 20, 2016

Accepted: October 10, 2016

**Abstract:** Demographic toxicology is recommended for toxicity determination of the long term effects of a pesticide since it gives a more accurate and efficient measure of the effect of a pesticide. Thus, in the current study the sublethal effects of pirimicarb (carbamate insecticide) two concentrations of LC<sub>30</sub> and LC<sub>10</sub> were used against third instar larvae of *Hippodamia variegata* (Goeze) in order to determine the effects of the pesticide on demographic parameters of the predator under laboratory conditions. Results showed that pirimicarb did not affect individual life parameters such as development time of larva, pupa, adult longevity, female and male longevity, adult preoviposition period (APOP), and total preoviposition period (TPOP). However, population parameters such as intrinsic rate of increase ( $r$ ), net reproductive rate ( $R_0$ ), mean generation time ( $T$ ), and finite rate of increase ( $\lambda$ ) was affected by sublethal treatment. For example, intrinsic rate of increase ( $r$ ) was 0.18 day<sup>-1</sup> in the controls but it was 0.13 and 0.14 day<sup>-1</sup> in the treated insects with LC<sub>10</sub> and LC<sub>30</sub> concentrations, respectively. Also, there were significant differences between mean generation time ( $T$ ) of the treatments and the controls i.e. mean generation time of the controls was 29.03 days while mean generation time in the two treatments of LC<sub>10</sub> and LC<sub>30</sub> was 33.93 and 31.66 days, respectively. The finite rate of increase was also significantly affected by sublethal effects of the pesticide. The results showed that pirimicarb, even at low concentrations, has potential to adversely affect the predatory ladybird, therefore care should be taken when this insecticide is used in the Integrated Pest Management (IPM) program.

**Key words:** carbamate, ladybird, life table, sublethal concentration

## Introduction

The predatory ladybird, *Hippodamia variegata* (Goeze) (Coleoptera: Coccinellidae), was originally from Palearctic regions (Gordon 1987), but nowadays it is a well-known predator of aphids in many parts of the world (Franzmann 2002; Kontodimas and Stathas 2005). *Hippodamia* spp. has a great capacity for feeding on aphids, thus, it is an effective predator of aphids (Kontodimas and Stathas 2005).

Generally, aphids and other insect species are attacked by various insect or non-insect species which act as predators and parasitoids that suppress their populations. However, the control of these pests usually depends on chemical pesticides. Application of the pesticide in the IPM program could lead to problems of insect resistance, environmental and food contamination, and pest resurgences (Youn *et al.* 2003; Garrat and Kennedy 2006). Insecticides can also affect natural enemies by death (lethal effect) or acute toxicity or sublethal effects on biological attributes such as development and reproduction (Qi *et al.* 2001; Provost *et al.* 2003; Galvan *et al.* 2005). Therefore, it is necessary to evaluate the effects of insecticides on natural enemies as well as on the pest itself in order to

have a better understanding of the effects of the chemicals on the biological components of the system.

Some compatibility exists between chemical and biological control since the application of pesticides affects both pest and its natural enemy. In this context, the use of non-selective insecticides is not recommended since these compounds often lead to aphid resurgence because of their high fecundity rate (Borgemeister and Poehling 1989). Selective insecticides are needed for the control of the pest in order to avoid side effects on the pest's natural enemies in the Integrated Pest Management (IPM) programs. Regarding aphid control of the pesticides available, pirimicarb has been reported to be the most selective on aphids, and it has limited or no effect on natural aphid enemies such as parasitoides and lady beetles (Unal and Jespon 1991; Oakley *et al.* 1996; Rumpf *et al.* 1998; Jansen 2000; Rahmani *et al.* 2016).

Traditionally, acute toxicity of insecticides on beneficial insects has been considered to be a lethal dose. However, a lethal dose may not reflect the overall deleterious effects of an insecticide due to sublethal effects on the insect physiology and behavior (Desneux *et al.* 2007). So, by

\*Corresponding address:  
shrahmani@srbiau.ac.ir

life table analysis, it is possible to understand the overall toxicity of pesticides on beneficial organisms more accurately (Kim *et al.* 2004). Side effects of several insecticides on pests and their natural enemies already have been evaluated (Stark *et al.* 2003; Stark *et al.* 2007; Desneux *et al.* 2007). However, studies regarding *H. variegata* have focused mainly on biological characteristics (Fan *et al.* 1995; An *et al.* 2000; Jafari 2011), functional responses (Fan and Zhao 1988; Feng *et al.* 2000; Pang *et al.* 2000), life tables (Lanzoni *et al.* 2004; Kontodimas and Stathas 2005), seasonal dynamics (Soleimani and Madadi 2015), the influence of temperature on its development (Michels and Bateman 1986; Michels and Flanders 1992) and only recently the effects of pesticides (Cong *et al.* 2008; Rahmani *et al.* 2013; Rahmani and Bandani 2013; Megha *et al.* 2015). So, the aim of the current study was to evaluate lethal and sublethal effects of pirimicarb (a carbamate insecticide) on *H. variegata*.

## Materials and Methods

### Insect rearing

A colony of *H. variegata* was obtained from the laboratory of Insect Ecology in the Department of Plant Protection, University of Tehran. This colony was maintained and reared on *Aphis fabae* Scopoli (Hemiptera: Aphididae) in a growth chamber at 27±1°C, 70±10% relative humidity (RH), and a photoperiod of 16 : 8 h (L : D) for several generations before being used for the assay (Atlihan and Chi 2008).

To maintain genetic variability, every six months a number of *H. variegata* adults were collected from the field and introduced to the stock colony. Aphids were reared on potted broad bean plants, *Faba vulgaris* (Fabaceae), at 22±1°C, 70±10% RH, and a photoperiod of 16 : 8 h (L : D).

### Insecticide

The insecticide used in this experiment was pirimicarb (commercial formulation, Pirimor® WP 50%).

### Laboratory bioassay

Toxicity of the insecticide was assessed on the third instar of *H. variegata* larvae, using the contact method. The larvae were obtained from 6-hours old cohort eggs.

After determining the concentration range based on preliminary experiments, 1 µl of each solution was applied on the beetle's dorsal abdomen using a micropipette. Beetles in the control groups were treated with acetone. To reduce locomotion activity during applications, the larvae were maintained at 4°C for 5 min prior to treatment. Six concentrations of the insecticide: 1,600; 2,512; 4,466; 7,943; 14,388 and 25,600 mg (a.i.) · l<sup>-1</sup> were prepared to treat the insects. For each concentration (treatment), 74 insects were used. Treated insects in groups of 4 or 5 individuals were put in Petri dishes (60 mm diam., 10 mm height) and sufficient *A. fabae* (i.e. the desirable number of aphids applied as preys during 24 h) were placed in the Petri dish in order to provide food for the beetles. Mortality was assessed 24 h after the treatment.

### Effects of sublethal concentrations on biological parameters and life history data

Four cohorts of about 100 eggs (0–6-hours old) were selected from the lady beetle laboratory colony and placed into Petri dishes (90 mm diam.) based on Schneider *et al.* (2009). The experiment had four treatments including LC<sub>10</sub>, LC<sub>30</sub> and two controls (acetone and no treatment). Each egg was considered as one replicate (Chi and Yang 2003; Schneider *et al.* 2009).

Eggs were kept in a growth chamber at 27±1°C, 65±10% RH, and a photoperiod of 16 : 8 h (L : D). The eggs were checked every 6 h and newly emerged larvae were transferred to new Petri dishes (60 mm diam.). Petri dishes were kept in the incubator and were supplied daily by enough *A. fabae* of all stages as food sources.

When larvae became the third instar (0–12-hours old), they were treated with the insecticide using topical application with two sublethal concentrations of the insecticide that was 652 and 1,522 mg (a.i.) · l<sup>-1</sup> for LC<sub>10</sub> and LC<sub>30</sub> respectively. Third instar larvae (L<sub>3</sub>) were chosen because high natural mortality occurred when first and second instar larvae are used (Booth *et al.* 2007) and third instar larvae are the first instar with high voracity (Schneider *et al.* 2009). Larval mortality and development were checked every 12-hours until the adult stage. After the emergence of adults, males and females were paired and checked daily in order to record their survival and their oviposition. The experiments continued until the death of all the individuals.

The life table parameters including intrinsic rate of increase ( $r$ ), net reproductive rate ( $R_0$ ), mean generation time ( $T$ ), gross reproductive rate ( $GRR$ ), and finite rate of increase ( $\lambda$ ) were estimated.

In addition to development time, age-stage specific survival rates ( $s_{xj}$ ), age-stage specific fecundity ( $f_{xj}$ ), life expectancy ( $e_{xj}$ ), age-specific survival rate ( $l_x$ ), age-specific fecundity ( $m_x$ ), age specific maternity ( $l_x m_x$ ), reproductive value ( $v_{xj}$ ), preoviposition period of female adult (APOP), and total preoviposition period of females counted from birth (TPOP) were calculated.

### Data analyses

In the toxicity test, concentration-mortality regression for the larvae was evaluated using probit analysis (Polo-PC; LeOra Software 1997) in order to determine the LCs. Differences in toxicity were considered significant when 95% fiducial limit (FL) did not overlap (Adams *et al.* 1990).

Data on *H. variegata* life table parameters were analyzed according to the age-stage, two-sex life table theory (Chi and Liu 1985) and the method described by Chi (1988) using the computer program TWOSEX-MSChart (Chi 2012).

The population parameters of each cohort were estimated as follows:

– net reproductive rate ( $R_0$ ):

$$R_0 = \sum l_x m_x$$

– intrinsic rate of increase ( $r$ ):

$$1 = \sum e^{-r(x+1)} l_x m_x$$

– mean generation time ( $T$ ):

$$T = \ln R_0 / r,$$

– gross reproductive rate ( $GRR$ ):

$$GRR = \sum m_x$$

– finite rate of increase ( $\lambda$ ):

$$\lambda = e^r.$$

where:  $l_x m_x$  – age specific maternity;  $m_x$  – age specific fecundity

The intrinsic rate of increase was estimated using the iterative bisection method from the Euler-Lotka equation [ $1 = \sum e^{-r(x+1)} l_x m_x$ ] with age indexed from 0 (Goodman 1982).

The age-stage life expectancy ( $e_{xj}$ , where  $x$  = age and  $j$  = stage) was calculated according to Chi and Su (2006).

Analysis of ANOVA (SAS PROC GLM) (SAS Institute Inc. 2003) and comparison of means using Fisher least significant difference (Duncan) were conducted for determining the differences in life history traits among *H. variegata* exposed and unexposed to chemicals (SAS Institute Inc. 2003). The significance level was  $p < 0.05$ .

The means and standard errors of the life table parameters were estimated using the bootstrap techniques (Efron and Tibshirani 1993) embedded in the TWSEX-MSChart (Chi 2012).

Survival, fecundity and reproductive value curves were constructed using SigmaPlot 11.0.

## Results

### Bioassays and determination of lethal concentrations

Concentration-response bioassay showed that  $LC_{10}$ ,  $LC_{30}$  and  $LC_{50}$  values for the third instar larvae were 652.138 (21.41–1515.20), 1522.869 (294.50–2752.51) and 2740.073 (880.03–4615.21) mg (a.i.) · ml<sup>-1</sup>, respectively (Table 1).

### Effects of sublethal concentrations on biological parameters and life history data

Pirimicarb significantly affects all the population parameters tested except  $GRR$  (Table 2).

The effect of pirimicarb on the  $r$  was 0.18 day<sup>-1</sup> in the controls but it was 0.13 and 0.14 day<sup>-1</sup> in the treated insects with  $LC_{10}$  and  $LC_{30}$  doses, respectively (Table 2). There were no significant differences between two treatments i.e.  $LC_{10}$  and  $LC_{30}$ , but the two treatments were significantly different from the controls. The same trend was seen in the  $\lambda$ , with significant differences between controls and treatments. The finite rate of increase in controls was about 1.20 day<sup>-1</sup> while it was 1.14 for  $LC_{10}$  and 1.16 for  $LC_{30}$ . However, there were no significant differences between the two treatments ( $LC_{10}$  and  $LC_{30}$ ). There was no significant difference ( $p < 0.05$ ) in  $GRR$  (Table 2).

As shown in Table 3, none of the life history parameters were affected by  $LC_{10}$  and  $LC_{30}$  treatments. Duration of the third instar larvae lasted 2.19, 2.20 and 2.01 days in control,  $LC_{10}$  and  $LC_{30}$  treatments, respectively ( $df = 164$ ,  $F = 1.06$ ,  $p = 0.36$ ). Duration of the fourth instar larvae was evaluated as 3.16, 3.60 and 3.61 days in control,  $LC_{10}$  and  $LC_{30}$  treatments, respectively ( $df = 172$ ,  $F = 2.96$ ,  $p = 0.07$ ). Development time of pupation in the controls,

**Table 1.** Toxicity of pirimicarb on third instar larvae of *Hippodamia variegata* within 24 h

Insecticide	No. of subjects	Concentration [mg (a.i.) · l <sup>-1</sup> (95% CI) <sup>-1</sup> ]			Slope±SE	X <sup>2</sup> (df)
		LC <sub>10</sub>	LC <sub>30</sub>	LC <sub>50</sub>		
Pirimicarb	518	652.138 (21.41–1515.20)	1522.869 (294.50–2752.51)	2740.073 (880.03–4615.21)	2.056±0.201	75.415(34)

**Table 2.** Effects of sublethal concentration of pirimicarb on population parameters (mean±SE) of *Hippodamia variegata*

Population parameter	Control	Solvent	LC <sub>10</sub>	LC <sub>30</sub>
Intrinsic rate of increase ( $r$ ) [day <sup>-1</sup> ]	0.18±0.007 a	0.18±0.008 a	0.13±0.012 b	0.14±0.010 b
Net reproductive rate ( $R_0$ ) [offspring/individual]	232.49±39.44 a	222.51±42.90 a	101.62±30.43 b	117.42±30.72 b
Gross reproductive rate ( $GRR$ ) [offspring/individual]	442.48±68.63	534.41±87.82	403.32±105.43	354.61±89.42
Mean generation time ( $T$ ) [day]	29.03±0.49 b	29.13±0.72 b	33.93±1.62 a	31.66±1.03 ab
Finite rate of increase ( $\lambda$ ) [day <sup>-1</sup> ]	1.20±0.00 a	1.20±0.01 a	1.14±0.01 b	1.16±0.012 b

Means in the same row followed by the same letter are not significantly different ( $p > 0.05$ ) using the Tukey-Kramer procedure

**Table 3.** Life history parameters (mean±SE) of *Hippodamia variegata* treated with sublethal concentration of pirimicarb

Developmental time [days]	Control	Solvent	LC <sub>10</sub>	LC <sub>30</sub>	p	F	df
Larvae 3	2.19±0.08	2.16±0.06	2.20±0.10	2.01±0.09	0.36	1.06	164
Larvae 4	3.16±0.07	3.68±0.27	3.60±0.107	3.61±0.107	0.074	2.96	172
Pupa	3.17±0.38	3.14±0.35	2.97±0.33	3.15±0.37	0.07	0.30	169
Adult all	62.810±2.43	57.510±2.75	64.107±3.71	61.026±4.04	0.47	0.84	169
Female	60.87±16.47	56.86±22.10	56.46±20.35	53.82±27.38	0.72	0.44	86
Male	64.90±20.57	58.52±14.07	70.73±16.97	66.85±21.60	0.29	1.26	79
APOP	3.53±0.15	6.70±1.96	7.23±3.18	5.53±2.29	0.45	0.89	86
TPOP	18.03±0.18	22.10±2.01	22.92±3.21	21.06±2.33	0.23	1.47	86
Fecundity [individual]	709.3±59.70	642.1±77.99	740.7±118.21	583.5±86.08	0.61	0.60	86

APOP – adult preoviposition period; TPOP – total preoviposition period

Means in a row followed by different letters are significantly different ( $p < 0.05$ ) (Duncan)

LC<sub>10</sub> and LC<sub>30</sub> treatments, was 3.17, 2.97 and 3.15 days, respectively ( $df = 169$ ,  $F = 0.30$ ,  $p = 0.07$ ). Female longevity in the controls was 60.87 days. This parameter in LC<sub>10</sub> and LC<sub>30</sub> treatments, was measured as 56.46 and 53.82 days, respectively ( $df = 86$ ,  $F = 0.44$ ,  $p = 0.72$ ). Development time of males was longer than of females. Male longevity in the controls, LC<sub>10</sub> and LC<sub>30</sub> treatments, was 64.90, 70.73 and 66.85 days, respectively ( $df = 79$ ,  $F = 1.26$ ,  $p = 0.29$ ). The length of the preoviposition period in the controls, LC<sub>10</sub> and LC<sub>30</sub> treatments, was 3.53, 7.23 and 5.53 days, respectively ( $df = 86$ ,  $F = 0.89$ ,  $p = 0.45$ ). Fecundity of the females in the controls was 709.3 eggs. This parameter in LC<sub>10</sub> and LC<sub>30</sub> treatments, was 740.7 and 583.5 eggs, respectively ( $df = 86$ ,  $F = 0.60$ ,  $p = 0.61$ ) (Table 3). Moreover, the biological parameters of the acetone treated individuals did not show any significant differences in comparison with the other treatments (Table 3).

In the relative number alive ( $s_{xj}$ ), i.e. age-stage survival rate which gives the probability that a new born egg will survive to age  $x$  and stage  $j$  overlapping occurs between stages (Fig. 1). In both LC<sub>10</sub> and LC<sub>30</sub> treatments, the relative number of male and female adults during their life declined in comparison with control and acetone treated individuals. Thus, the amount of decline in LC<sub>10</sub> was more than in LC<sub>30</sub> treatment almost all stages i.e. the individuals treated with LC<sub>10</sub> were more affected than LC<sub>30</sub> (Fig. 1C and D). The adult longevity in LC<sub>10</sub> treatments in both females and males was shorter than adult longevity in LC<sub>30</sub>.

Values for the  $l_x$  of total cohort, female  $f_{xj}$ ,  $m_x$  of the total population and  $l_x m_x$  are presented in Figure 2. Fecundity decreased with time although numerous peaks were observed. In controls, the survival rate was almost 63% at day 14. However, in two treatments including LC<sub>10</sub> and LC<sub>30</sub> the survival rate was 29 and 45%, respectively (Fig. 2C and D). Data extracted from Figure 2 showed

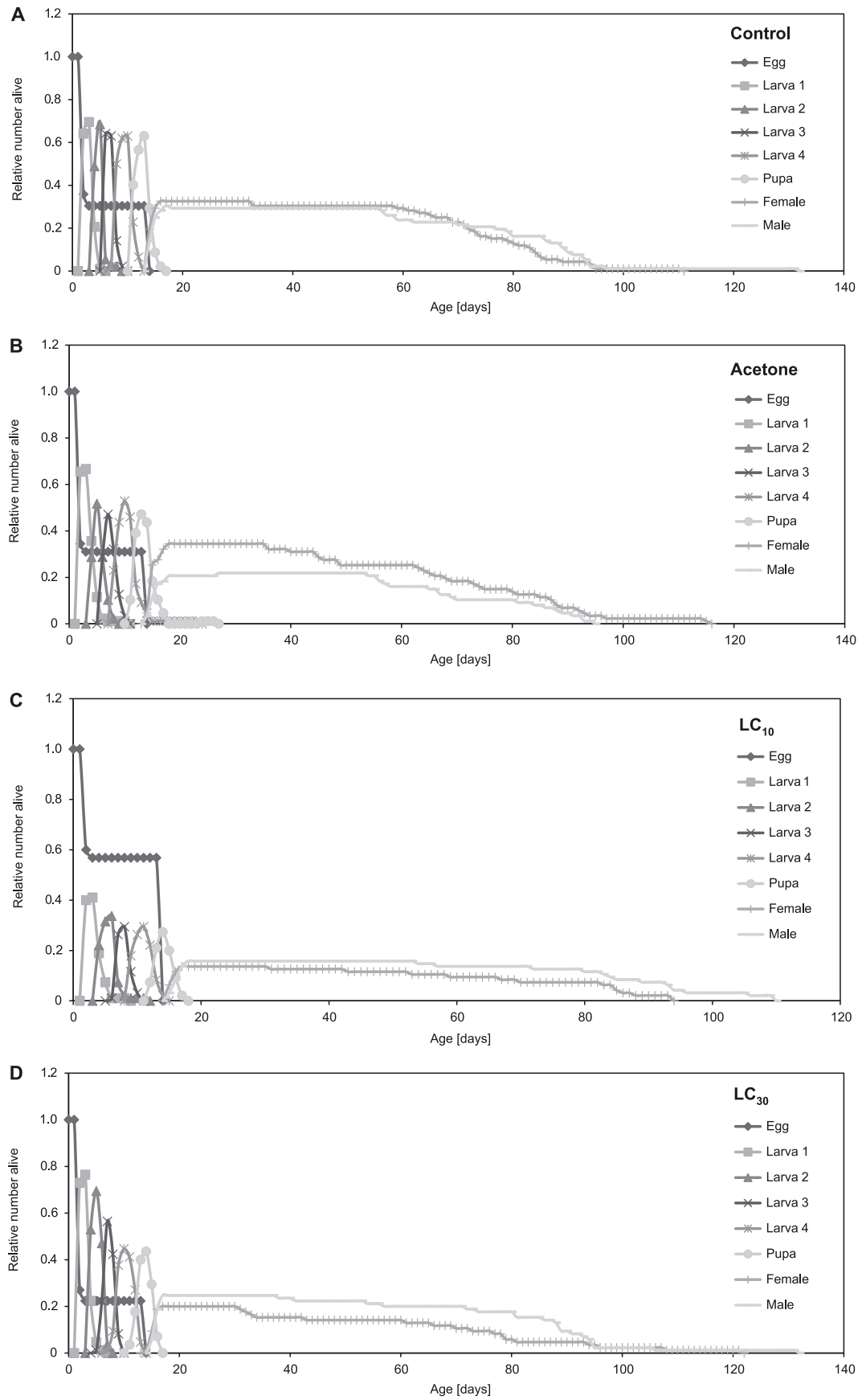
that in the controls the first peak  $f_{xj}$ ,  $m_x$  and  $l_x m_x$  at day 19 were 22.13, 11.64, and 7.21, respectively while these data for LC<sub>10</sub> at day 20 were 15.46, 7.17, and 2.11, respectively. These data for LC<sub>30</sub> were the same as the LC<sub>10</sub> treatment (Fig. 2D). Fecundity peaks were high in the controls at days 20–40 while those in LC<sub>10</sub> treatment were high around day 60.

The life expectancy curve ( $e_{xj}$ ) shows the total time that an individual of age  $x$  and stage  $j$  is expected to live (Fig. 3). In the controls, when a female individual reached the adult stage, life expectancy increased to 60 days. This value for the female adults in acetone treatment was 58 days and in insecticide treatments in both concentrations, about 56 days.

The reproductive value ( $v_{xj}$ ) is the expectation of future offspring of individuals of age  $x$  and stage  $j$  (Fisher 1930; Pianka 1994) (Fig. 4). If the preoviposition period is counted as time from birth to first reproduction in females (TPOP) (Amir-Maafi and Chi 2006) the mean TPOP for control treated females was 18.03 days and it was similar to their first peak of reproduction which was in day 18. However, TPOP in LC<sub>10</sub> and LC<sub>30</sub> treated individuals was 22.92 and 21.06 days, respectively ( $df = 86$ ,  $F = 1.47$ ,  $p = 0.23$ ) while their first peak of reproduction was in day 19 and 20, respectively (Table 3).

## Discussion

In this study, sublethal effects of pirimicarb (carbamate: 2-dimethylamino-5,6-dimethylpyrimidin-4-yl dimethylcarbamate), a selective systemic insecticide with stomach and respiratory action against aphids was studied in order to determine its long term effects on population numbers, longevity, reproduction and other demographic parameters beneficial for the insect, the predatory ladybird (*H. variegata*). In fact, during integrated pest management



**Fig. 1.** Relative number alive in each age-stage group ( $s_{xj}$ ) of *Hippodamia variegata* in: control (A), acetone treated (B), LC<sub>10</sub> treated (C) and LC<sub>30</sub> treated (D) individuals

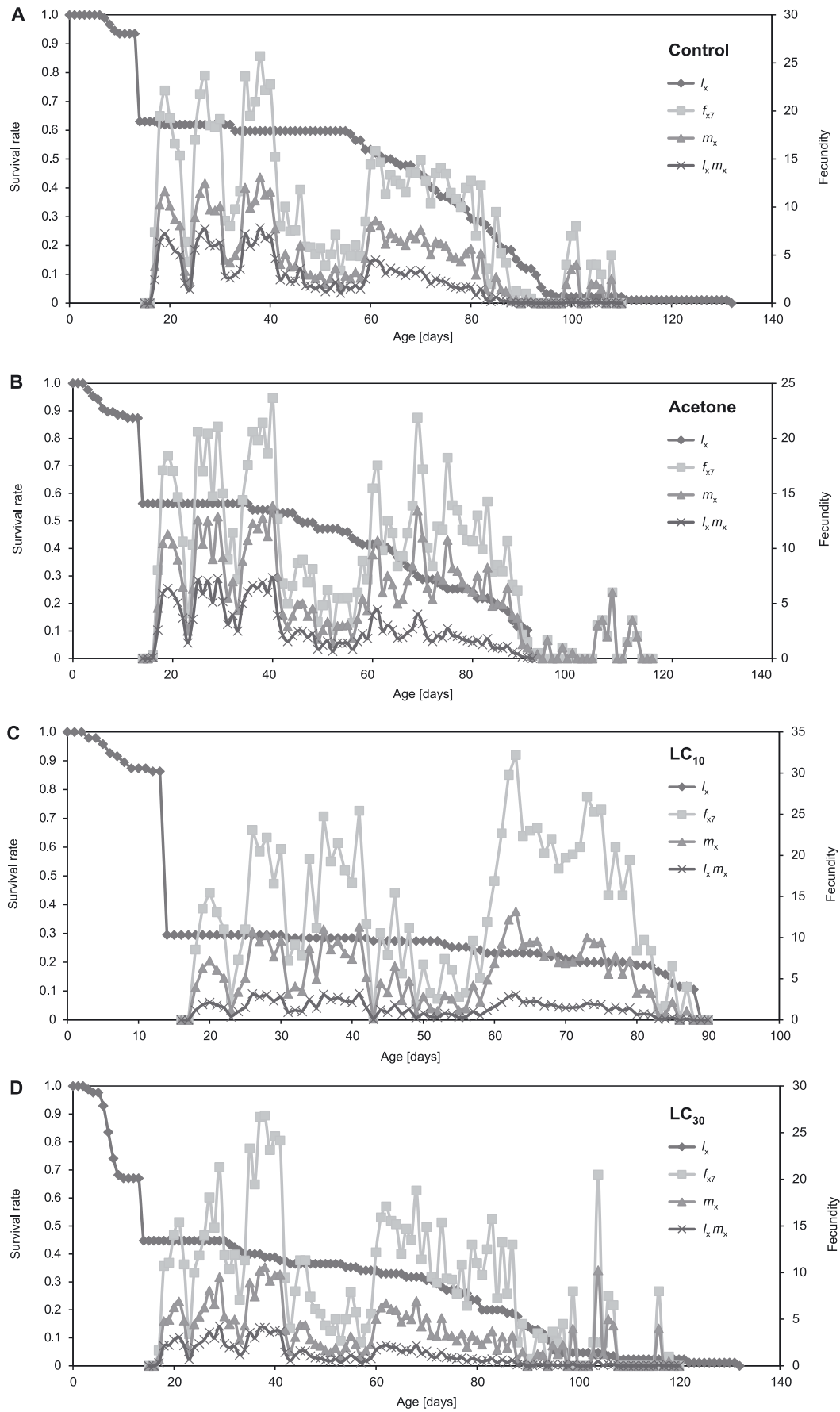
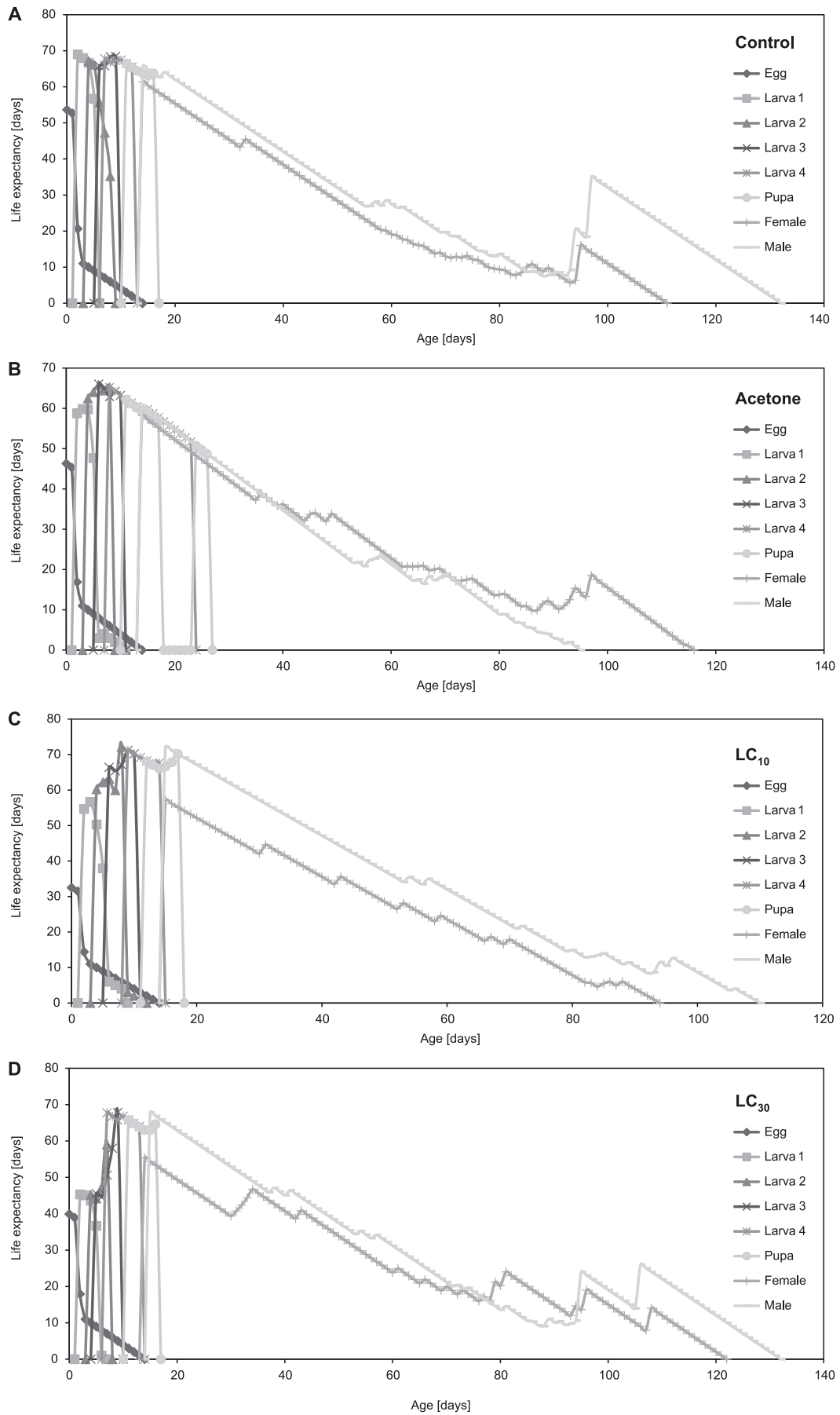


Fig. 2. Age-specific survival rate ( $l_x$ ), female age-stage specific fecundity ( $f_{x7}$ ), age-specific fecundity ( $m_x$ ), and age specific maternity ( $l_x m_x$ ) of *Hippodamia variegata* in: control (A), acetone treated (B), LC<sub>10</sub> treated (C) and LC<sub>30</sub> treated (D) individuals



**Fig. 3.** Age-stage-specific life expectancy ( $e_{xj}$ ) of *Hippodamia variegata* in: control (A) acetone treated (B), LC<sub>10</sub> treated (C) and LC<sub>30</sub> treated (D) individuals

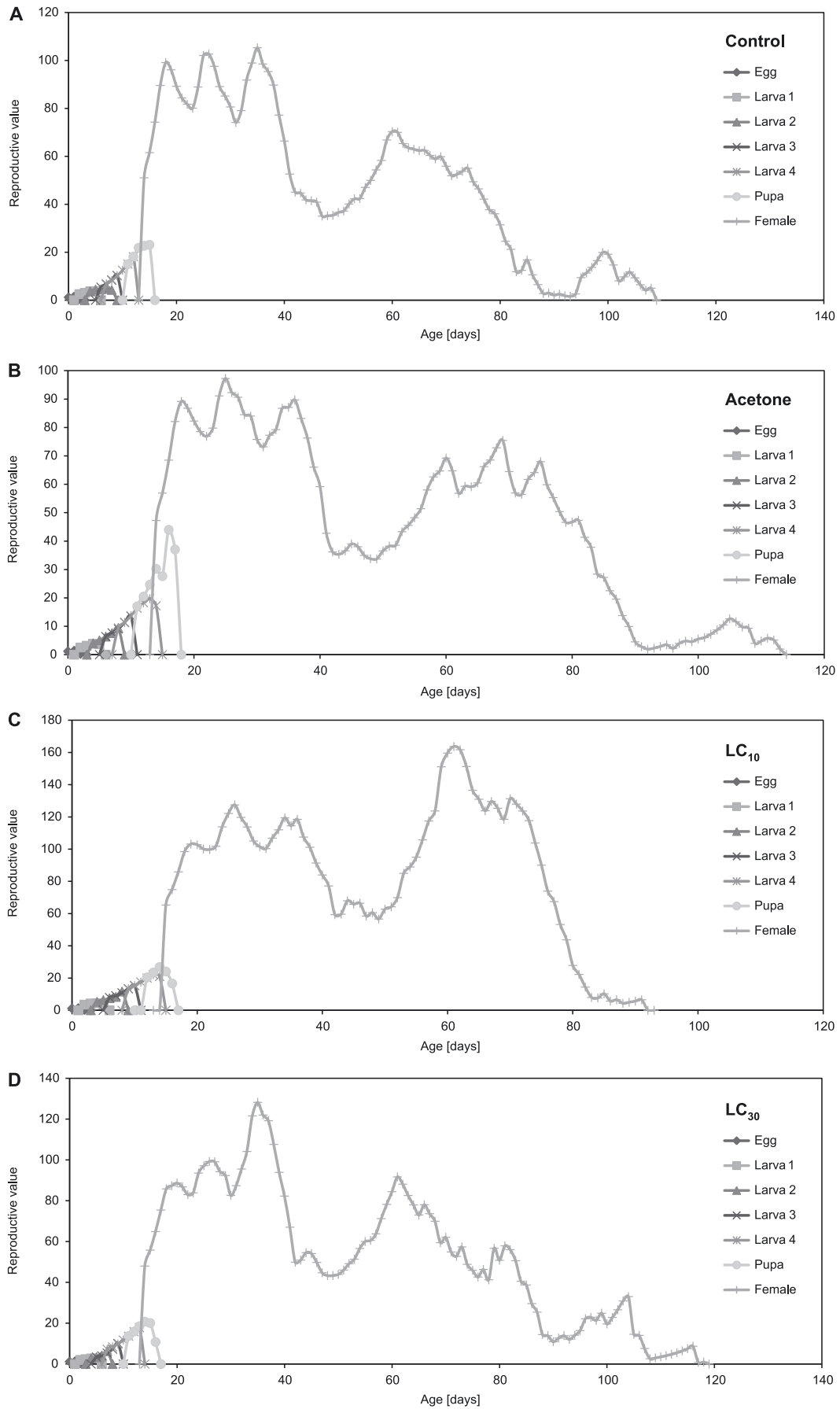


Fig. 4. Age-stage specific reproductive value ( $v_{xj}$ ) of *Hippodamia variegata* in: control (A), acetone treated (B),  $LC_{10}$  treated (C) and  $LC_{30}$  treated (D) individuals



programs, selective pesticides with low adverse effects on predators and parasitoids will be recognized and used together with other control methods such as biological control. Although, the estimated  $LC_{50}$  against the *H. variegata* was much more than the recommended dose in the field against the aphid, this insecticide has been found not to be safe for beneficial insects (Sterk *et al.* 1999; Dimetry and Marei 1992; Jansen 2000; Kennedy *et al.* 2001; James 2003). In this study, the lethal dosage caused 50% mortality in the ladybird, and was almost 10 times higher than the dose recommended for field usage. Due to its selectivity for aphids, this insecticide should not have acute toxicity toward the predatory beetle. In congruous with our results when the direct spray technique was used, James (2003) also found that pirimicarb could not produce 100% mortality in *Stethorus punctum-picipes picipes* (Casey) (Coleoptera, Coccinellidae) at the concentration recommended for field usage [220 mg (a.i.) · l<sup>-1</sup>]. Cornale *et al.* (1996) found that pirimicarb at 25% concentration of that recommended for the field was safe for beneficial insects while it effectively controlled aphids.

The results confirmed the hypothesis that pirimicarb, although categorised as a safe insecticide against beneficial insects, in low concentrations (sublethal effects of  $LC_{10}$  and  $LC_{30}$ ) could affect population performance of the *H. variegata*. The greatest effect was seen on the  $r$  which was 0.18 day<sup>-1</sup> in the controls but it was 0.13 and 0.14 day<sup>-1</sup> in the insects treated with  $LC_{10}$  and  $LC_{30}$  concentrations, respectively. Interestingly, there was no significant difference between the two treatments, i.e.  $LC_{10}$  and  $LC_{30}$ .

Sublethal effects of pirimicarb, in addition to the  $r$ , affect the  $\lambda$ ,  $R_0$ , and  $T$  of the predatory ladybird (*H. variegata*). Pirimicarb at sublethal concentrations, decreases population growth and at the same time it increases generation time. Thus in the long run it affects the population structure of the insect (Southwood 1981; Price 1997).

However, pirimicarb sublethal concentrations ( $LC_{10}$  and  $LC_{30}$ ) did not affect the development time of third and fourth instar larvae, pupa, and adult, APOP, TPOP, and fecundity. This shows that its effects on individual life parameters are negligible. The relative number alive ( $s_{xj}$ ) declined in both treatments in comparison with the controls. Interestingly, the decline in  $LC_{10}$  was greater than  $LC_{30}$  treatment which shows that when the insects are exposed to lower concentrations of the insecticide it may not induce the insect detoxifying enzymes, thus the insecticide exerts its deleterious effect in the long run. The same explanation probably is true for the effect of  $LC_{10}$  treatment on adult longevity.

Values of  $l_x$ ,  $f_{x7}$ ,  $m_x$  and  $l_x m_x$  are affected by sublethal effects of pirimicarb, and again survival rate and fecundity was affected more by  $LC_{10}$  than  $LC_{30}$ . So, the current results showed that the use of demographic toxicology data is needed for the determination of the long term effects of pesticides (Forbes and Calow 1999; Cole *et al.* 2010).

The results of this study agree with the findings of Cole *et al.* (2010) who tested the impact of six selective insecticides on three predatory insect species, Tasman's lacewing [*Micromus tasmaniae* (Walker)], the transverse ladybird (*Coccinella transversalis* Fab.) and the damsel

bug (*Nabis kinbergii* Reuter). They found that pirimicarb adversely affected reproduction of *C. transversalis* even though only minor effects were observed in short term assays. However, Cabral *et al.* (2008) showed that pirimicarb at the dose recommended by the manufacturers for the control of aphids has no significant effect on the survival of *Coccinella undecimpunctata* L. Nevertheless, there are other studies that indicate adverse effects of pirimicarb on beneficial insects including adults and larvae of coccinellids, *Chrysopa* sp. (Neuroptera: Chrysopidae), *Nabis* sp. (Hemiptera: Nabidae), *Orius* sp. (Hemiptera: Anthocoridae), *Aphidius smithi* Sharma and Subba Rao (Hymen: Aphidiidae), and *Diaeretiella rapae* (M'Intosh) (Hymenoptera: Aphidiidae) (Summers *et al.* 1975; Umoru and Powell 2010).

The results in this study showed that pirimicarb, even at sublethal concentrations has the potential to adversely affect *H. variegata*. Therefore, more care should be taken when this insecticide is used in the IPM program for aphid control.

## Acknowledgements

This work was funded by a grant from the Biological Control Center of Excellence. Authors would like to thank Dr. Hsin Chi for his help and guidance.

## References

- Adams A.J., Hall F.R., Hoy C.W. 1990. Evaluating resistance to permethrin in *Plutella xylostella* (Lepidoptera: Plutellidae) populations using uniformly sized droplets. *Journal of Economic Entomology* 8 (4): 1211–1215.
- Amir-Maafi M., Chi H. 2006. Demography of *Habrobracon hebetor* (Hymenoptera: Braconidae) on two pyralid hosts (Lepidoptera: Pyralidae). *Annals of the Entomological Society of America* 99 (1): 84–90.
- An R.J., Li X.W., Zhang J.X., Zhang L.J. 2000. Study on bionomics of *Hippodamia variegata* (Goeze). *Journal of Zhelimu Animal Husbandry College* 10: 14–16.
- Atlihan R., Chi H. 2008. Temperature-dependent development and demography of *Scymnus subvillosus* (Coleoptera: Coccinellidae) reared on *Hyalopterus pruni* (Homoptera: Aphididae). *Journal of Economic Entomology* 101 (2): 325–333.
- Booth L.H., Wratten S.D., Kehrli P. 2007. Effects of reduced rates of two insecticides on enzyme activity and mortality of an aphid and its lacewing predator. *Journal of Economic Entomology* 100 (1): 11–19.
- Borgemeister C., Poehling H.M. 1989. The impact of insecticide treatments on the population dynamics of cereal aphids and their parasitoids. *IOBC/WPRS Bulletin* 12: 122–132.
- Cabral S., Garcia P., Soares A.O. 2008. Effects of pirimicarb, buprofezin and pymetrozine on survival, development and reproduction of *Coccinella undecimpunctata* (Coleoptera: Coccinellidae). *Biocontrol Science and Technology* 18 (3): 307–318.
- Chi H. 2012. TWSEX-MSChart: a computer program for the age-stage, two-sex life table analysis. Available on: <http://140.120.197.173/Ecology/Download/Twosex-MSChart.zip> [Accessed: 15 June 2015]

- Chi H. 1988. Life-table analysis incorporating both sexes and variable development rates among individuals. *Environmental Entomology* 17 (2): 26–34.
- Chi H., Liu H. 1985. Two new methods for the study of insect population ecology. *Bulletin of the Institute of Zoology, Academia Sinica* 24 (2): 225–240.
- Chi H., Su H.Y. 2006. Age-stage, two-sex life tables of *Aphidius gifuensis* (Ashmead) (Hymenoptera: Braconidae) and its host *Myzus persicae* (Sulzer) (Homoptera: Aphididae) with mathematical proof of the relationship between female fecundity and the net reproductive rate. *Environmental Entomology* 35 (1): 10–21.
- Chi H., Yang T.C. 2003. Two-sex life table and predation rate of *Propylaea japonica* Thunberg (Coleoptera: Coccinellidae) fed on *Myzus persicae* (Sulzer) (Homoptera: Aphididae). *Environmental Entomology* 32 (2): 327–333.
- Cole P.G., Cutler A.R., Kobelt A.J., Horne P.A. 2010. Acute and long-term effects of selective insecticides on *Micromus tasmaniae* Walker (Neuroptera: Hemerobiidae), *Coccinella transversalis* F. (Coleoptera: Coccinellidae) and *Nabis kinbergii* Reuter (Hemiptera: Miridae). *Australian Journal of Entomology* 49 (2): 160–165.
- Cong H., Beibei L., Dahan H., Li Z., Shiyu M. 2008. Effect of low-dose treatments of imidacloprid on predatory response and reproduction in *Hippodamia variegata* (Goeze). *Journal of Agricultural Science* 29: 23–25.
- Cornale R., Pozzati M., Cavazzuti C., Burgio G. 1996. Trattamenti insetticidi al grano: influenza su afidi e loro antagonisti naturali [Insecticide treatments to wheat: influence of aphids and their natural enemies]. *Informatore Agrario* 52: 35–39.
- Desneux N., Decourtye A., Delpuech J.M., Croft A.B. 2007. The sublethal effects of pesticides on beneficial arthropods. *Annual Review of Entomology* 52: 81–106.
- Dimetry N.Z., Marei S.S. 1992. Laboratory evaluation of some pesticides on the cabbage aphid, *Brevicoryne brassicae* L. and their side-effects on some important natural enemies. *Journal of Pest Science* 65 (1): 16–19.
- Efron B., Tibshirani R.J. 1993. *An Introduction to the Bootstrap*. Chapman and Hall, New York, USA, 465 pp.
- Fan G.H., Zhao J.F. 1988. Functional response of *Adonia variegata* to cotton aphids. *Natural Enemies of Insects* 10 (4): 187–190.
- Fan G.H., Liu B.X., Song Q.B., Ma G.R. 1995. Studies on biology of *Adonia variegata* Goeze. *Entomological Journal of East China* 4: 70–74.
- Feng H.Z., Wang L., Xiong R.C., Wang B., Ji C.S. 2000. A study on the population dynamics and predacious function of *Hippodamia (Adonia) variegata* (Goeze). *Entomological Knowledge* 37 (4): 223–227.
- Fisher R.A. 1930. *The Genetical Theory of Natural Selection*. Clarendon Press, Oxford, United Kingdom, 291 pp.
- Forbes V.E., Calow P. 1999. Is the per capita rate of increase a good measure of population-level effect in ecotoxicology? *Environmental Toxicology and Chemistry* 18 (7): 1544–1556.
- Franzmann B.A. 2002. *Hippodamia variegata* (Goeze) (Coleoptera: Coccinellidae), a predacious ladybird new in Australia. *Australian Journal of Entomology* 41 (4): 375–377.
- Galvan T.L., Koch R.L., Hutchison W.D. 2005. Toxicity of commonly used insecticides in sweet corn and soybean to multicolored Asian lady beetle (Coleoptera: Coccinellidae). *Journal of Economic Entomology* 98 (3): 780–789.
- Garratt J., Kennedy A. 2006. Use of models to assess the reduction in contamination of water bodies by agricultural pesticides through the implementation of policy instruments: a case study of the Voluntary Initiative in the UK. *Pest Management Science* 62 (12): 1138–1149.
- Goodman D. 1982. Optimal life histories, optimal notation, and the value of reproductive value. *The American Naturalist* 119 (6): 803–823.
- Gordon R.D. 1987. The first North American records of *Hippodamia variegata* (Goeze) (Coleoptera: Coccinellidae). *Journal of the New York Entomological Society* 95 (2): 307–309.
- Jafari R. 2011. Biology of *Hippodamia variegata* (Goeze) (Coleoptera: Coccinellidae), on *Aphis fabae* Scopoli (Hemiptera: Aphididae). *Journal of Plant Protection Research* 51 (2): 190–194.
- James D.G. 2003. Pesticide susceptibility of two coccinellids (*Stethorus punctum picipes* and *Harmonia axyridis*) important in biological control of mites and aphids in Washington hops. *Biocontrol Science and Technology* 13 (2): 253–259.
- Jansen J.P. 2000. A three-year field study on the short-term effects of insecticides used to control cereal aphids on plant-dwelling aphid predators in winter wheat. *Pest Management Science* 56 (6): 533–539.
- Kennedy P.J., Conrad K.F., Perry J.N., Powell D., Aegerter J., Todd A.D., Walters K.F.A., Powell W. 2001. Comparison of two field-scale approaches for the study of effects of insecticides on polyphagous predators in cereals. *Applied Soil Ecology* 17 (3): 253–266.
- Kim M., Shin D., Suh E., Cho K. 2004. An assessment of the chronic toxicity of fenpyroximate and pyridaben to *Tetranychus urticae* using a demographic bioassay. *Applied Entomology and Zoology* 39 (3): 401–409.
- Kontodimas D.C., Stathas G.J. 2005. Phenology, fecundity and life table parameters of the predator *Hippodamia variegata* reared on *Dysaphis crataegi*. *BioControl* 50 (2): 223–233.
- Lanzoni A., Accinelli G., Bazzocchi G.G., Burgio G. 2004. Biological traits and life table of the exotic *Harmonia axyridis* compared with *Hippodamia variegata*, and *Adalia bipunctata* (Col.: Coccinellidae). *Journal of Applied Entomology* 128 (4): 298–306.
- LeOra Software 1987. *Polo-PC: A user guide to probit or logit analysis*. LeOra Software, Berkeley, California.
- Megha R.R., Basavanagoud K., Kulkarni N.S. 2015. Safety evaluation of some selected insecticides against coccinellids *Cheilomenes sexmaculata* (Fab.) and *Hippodamia variegata* (Goeze). *Journal of Experimental Zoology* 18 (1): 315–318.
- Michels G.J., Bateman A.C. 1986. Larval biology of two imported predators of the green bug, *Hippodamia variegata* Goeze and *Adalia flavomaculata* Degeer, under constant temperatures. *Southwestern Entomology* 11: 23–30.
- Michels G.J., Flanders R.V. 1992. Larval development, aphid consumption and oviposition for five imported coccinellids at constant temperature on Russian wheat aphids and greenbugs. *Southwestern Entomology* 17: 233–243.
- Oakley J.N., Walters K.F., Ellis S.A., Green D.B., Watling M., Young J.E. 1996. Development of selective aphicide treatments for integrated control of summer aphids in winter wheat. *Annals of Applied Biology* 128 (3): 423–436.
- Pang B.P., Zhao J.X., Meng R.X., Meng H.W., Yi W.D. 2000. Predation of *Adonia variegata* (Goeze) on the wheat aphid, *Macrosiphum avenae* (F.): intraspecific interference and space

- heterogeneity. *Journal of Inner Mongolia Agricultural University* 21: 13–17.
- Pianka E.R. 1994. *Evolutionary Ecology*. 5th ed. Harper Collins, New York, USA, 486 pp.
- Price W.P. 1997. *Insect Ecology*. 3rd ed. John Wiley and Sons, New York, USA, 888 pp.
- Provost C., Coderre D., Lucas E., Bostanian N.J. 2003. Impact of  $\lambda$ -cyhalothrin on intraguild predation among three mite predators. *Environmental Entomology* 32: 256–263.
- Qi B., Gordon G., Gimme W. 2001. Effects of neem-fed prey on the predacious insects *Harmonia conformis* (Boisduval) (Coleoptera: Coccinellidae) and *Mallada signatus* (Schneider) (Neuroptera: Chrysopidae). *Biological Control* 22 (2): 185–190.
- Rahmani S., Azimi S., Moghadasi M. 2016. LC<sub>30</sub> effects of thiamethoxam and pirimicarb, on population parameters and biological characteristics of *Macrolophus pygmaeus* (Hemiptera: Miridae). *Arthropods* 5 (2): 44–55.
- Rahmani S., Bandani A.R., Sabahi Q. 2013. Population statistics and biological traits of *Hippodamia variegata* (Goeze) (Coleoptera: Coccinellidae) affected by LC<sub>30</sub> of thiamethoxam and pirimicarb. *Archives of Phytopathology and Plant Protection* 46 (15): 1839–1847.
- Rahmani S., Bandani A.R. 2013. Sublethal concentrations of thiamethoxam adversely affect life table parameters of the aphid predator, *Hippodamia variegata* (Goeze) (Coleoptera: Coccinellidae). *Crop Protection* 54: 168–175.
- Rumpf S., Frampton C.D., Letrich D.R. 1998. Effects of conventional insecticides and insect growth regulators on fecundity and other life-table parameters of *Micromus tasmaniae* (Neuroptera: Hemerobiidae). *Journal of Economic Entomology* 91 (1): 34–40.
- SAS Institute Inc 2003. *SAS/STAT User's Guide*, Version 8. SAS Institute Inc., Cary, NC, USA.
- Schneider M.I., Sanchez N., Pineda S., Chi H., Ronco A. 2009. Impact of glyphosate on the development, fertility and demography of *Chrysoperla externa* (Neuroptera: Chrysopidae): Ecological approach. *Chemosphere* 76 (10): 1451–1455.
- Soleimani S., Madadi H. 2015. Seasonal dynamics of: the pea aphid, *Acyrtosiphon pisum* (Harris), its natural enemies the seven spotted lady beetle *Coccinella septempunctata* Linnaeus and variegated lady beetle *Hippodamia variegata* Goeze, and their parasitoid *Dinocampus coccinellae* (Schrank). *Journal of Plant Protection Research* 55 (4): 441–428.
- Southwood T.R.E. 1981. Bionomic strategies and population parameters. p. 30–52. In: "Theoretical Ecology: Principles and Applications" (R.M. May, ed.). 2nd ed., Blackwell Scientific Publications, Oxford, UK, 489 pp.
- Stark J.D., Banks J.E., Acheampong S. 2003. Estimating susceptibility of biological control agents to pesticides: Influence of life history strategies and population structure. *Biological Control* 29 (3): 392–398.
- Stark J.D., Sugayama R.L., Kovaleski A. 2007. Why demographic and modeling approaches should be adopted for estimating the effects of pesticides on biocontrol agents. *BioControl* 52 (3): 365–374.
- Sterk G., Hassan S.A., Bailloil M., Bakker F., Bigler F., Blümel S., Bogenschütz H., Boller E., Bromand B., Brun J., Calis J.N.M., Coremans-Pelseneer J., Duso C., Garrido A., Grove A., Heimbach U., Hokkanen H., Jacas J., Lewis G., Moreth L., Polgar L., Roversti L., Samsoe-Petersen L., Sauphanor B., Schaub L., Stäubli A., Tust J.J., Vainio A., Van De Veire M., Viggiani G., Viñuela E., Vogt H. 1999. Results of the seventh joint pesticide testing programme carried out by the IOBC/WPRS-Working Group "Pesticides and Beneficial Organisms". *BioControl* 44 (1): 99–117.
- Summers C., Coviello R., Cothram W.Z. 1975. The effects on selected entomophagous insects of insecticides applied for pea aphid control in alfalfa. *Environmental Entomology* 4: 612–614.
- Umore P.A., Powell W. 2010. Sub-lethal effects of the insecticides pirimicarb and dimethoate on the aphid parasitoid *Diaeretiella rapae* (Hymenoptera: Braconidae) when attacking and developing in insecticide-resistant hosts. *Chilean Journal of Agricultural Research* 12 (5): 605–614.
- Unal G., Jepsen P.C. 1991. The toxicity of aphicide residues to beneficial invertebrates in cereal crops. *Annals of Applied Biology* 118 (3): 493–502.
- Youn Y.N., Seo M.J., Shin J.G., Jang C., Yu Y.M. 2003. Toxicity of greenhouse pesticides to multicolored Asian lady beetles, *Harmonia axyridis* (Coleoptera: Coccinellidae). *Biological Control* 28 (2): 164–170.